


# 10 TOP AFFORDABLE KITCHEN RENOVATION TIPS



15 Year Warranty  
CE Certified  
Greenguard Certified

Kitchen renovation can be an exciting endeavour as it's a great way to give your favourite gathering spot a facelift and make it feel like home. But while making the heart of your home look nice and functional is vital, financial constraints can get in the way, especially when planning a kitchen renovation on a budget. Thankfully, however, kitchen renovations don't need to break the bank!

With a few smart choices, you can get the refreshed look you crave without sacrificing your budget, so in this infographic, we explore ten kitchen renovation tips for getting the design of your dreams for less money!



## 1. RENEW POWER POINTS AND LIGHT FITTINGS



Replacing existing fittings with more modern ones can enhance your kitchen's visibility and set the space's ambience. You can choose warm, bright, or industrial light based on your preferences.

Renewing power points will create a functional and convenient kitchen with access to many appliances. The power points, such as modern USB sockets, can also act as a stylish feature that will bring a dramatic effect.

## 2. FRESHEN UP YOUR SPLASHBACK

Giving your kitchen splashback a freshening up is a great way to add new vibrancy to your kitchen, and one of the most affordable ways to spruce up your splashback is to give it a fresh layer of paint!

You have the freedom to choose any colour and paint any design, but the best practice is to pick a shade that complements other painted surfaces in your kitchen. You can also choose a stone-lookalike finish to match your granite or quartz kitchen countertop.



## 3. A NEW WORKTOP


Replacing a worktop is another easy and affordable way to transform your kitchen. You don't need to stick with your existing material as there are plenty of options available in the market that can match any budget!

If you want a more customised look, opt for a laminate worktop, as they come in many different colours and patterns. Choose a worktop material that is easy to clean and maintain to ensure your kitchen is hygienic.

## 4. REMOVE CUPBOARD DOORS

This renovation helps declutter your kitchen, allowing you to quickly find items stored away in the cabinets. Removing cupboard doors also opens space and makes the kitchen look larger and more inviting.

Without the doors, your cupboard will have an airy, modern look. You can add an extra touch of style by painting the back of newly exposed cabinets with a colour that matches your kitchen decor.



## 5. UPCYCLE EXISTING FURNITURE


If you are working with a tight budget, upcycling existing furniture is an excellent way of creating a fresh and modern look in your kitchen. Instead of buying all-new items, you can give your old furniture a makeover and reuse them in the new look kitchen.

Start by assessing your existing furniture and identifying any pieces that could be repurposed or refinished to fit the new design. You can also add creative touches, such as painting with vibrant colours or adding customised details like cushions.

## 6. DO SOME PAINTING!

Painting is an easy and affordable choice that can bring a new vibrancy to the room and make it more inviting. You can paint the walls, cabinets, or even furniture pieces with a colour of your choice.

When choosing colours, pick something neutral but also consider accent colours that contrast with the room. This will give your kitchen a modern, sophisticated look without running up too high a bill!



## 7. REFRESH YOUR CABINETS

Rather than going for the expensive option of replacing your existing kitchen cabinets, you can simply refresh them in several ways, such as refacing them by sticking new veneers over the old ones.


Another way of refreshing your cabinets is by updating the hardware, such as handles and knobs or by adding a fresh coat of paint in a vibrant shade!

## 8. REFURBISH THE APPLIANCES

Sometimes your appliances may still be good enough to last a few more years. So instead of replacing them, you can opt for a refurbishment.

Refurbishing is an eco-friendly option as it helps reduce waste and it can also save you money.

It's easy and cheaper to fix your broken appliances because information explaining how to do so is available online. While some repairs may require specialised skills, it's always cheaper to try and do it yourself before involving a professional or replacing an appliance.



## 9. KEEP THE SAME KITCHEN LAYOUT

Changing the layout of your kitchen can be expensive, so keep the same configuration. For instance, changing the plumbing for your dishwasher or sink will cost you more as you have to buy new pipes and pay for labour.


However, keeping your kitchen layout and only updating the critical elements within its framework will be more cost-effective. You won't need any new electrical or plumbing work, and you can retain your floor layout.

## 10. TRY A LITTLE DIY WORK!

Even if you are not a handyman, you can still do some work to save money on your kitchen renovation.

Simple tasks such as painting walls, installing shelves, and changing lightbulbs will reduce the project's overall cost.

These small DIY projects don't need special skills, but they can make a big difference to the look of your kitchen. You can learn the skills you need to complete simple home renovation projects from your local hardware store or community college.



## THE STONE GALLERY YOUR PROVIDER OF KITCHEN COUNTERTOPS

Sparkling new kitchen countertops could be the final piece of your renovation puzzle, so make sure you get the perfect finishing touch for your kitchen renovation with countertops from The Stone Gallery.

We are the largest indoor gallery in Ireland, offering a wide selection of natural, engineered, and sintered stones ideal for any kitchen design – so visit our showroom and see how our countertops are the perfect addition to your kitchen.

Get in touch today at [info@thestonegallery.ie](mailto:info@thestonegallery.ie) or call **01 424 2190** to see how we can help you achieve a fantastic and affordable kitchen renovation.

